New Years Garland

Fine Motor Practice

You'll need:

1) Scissors 2) Tape 6) String

Cut out all these circles (optional) for a glittery backdrop to your image and number circles.
Attach each circle to a long string with a small piece of tape.
Hang up and enjoy your DIY party decoration!